

Príklady využitia CSS na Layout (rozvrhnutie) stránky



Ing.Drgo Pavel, 5.april 2017

Príklad1

Jednostípcový layout
-fixné rozdelenie

Index.html


c:\2.B\stefkova\jednostlpcovy1\index.html)

```
<!DOCTYPE html>
<html lang="sk">
<head>
  <meta charset="UTF-8">
  <title>Riadkový layout s rozložením fixným</title>
  <link rel="stylesheet" href="css/style.css"
type="text/css">
</head>
<body>
<header>Hlavička</header>
<nav>Navigácia</nav>
<article>Článok</article>
<footer>Patička</footer>
</body>
</html>
```

Color picker

https://www.w3schools.com/colors/colors_picker.asp


Vyberte farbu:




Alebo Zadajte Farba:

Colorvalue OK

Alebo použite HTML5:



Zvolená farba:



Black Text
tieň
biely text
Tieň

vápno
00FF00
rgb (0, 255, 0)
HSL (120, 100%, 50%)

style.css

(c:\2.B\stefkova\jednostlpcovy1\css\style.css)

```
body {
    margin: 0; /* ..... */
}
header{
    width:960px; /* ..... */
    height:100px; /* ..... */
    background-color:#993333; /* ..... */
    color:white;
    line-height: 100px;
    padding-left: 20px;
}
nav{
    width:960px;
    height:100px;
    background-color:#993;
    color:white;
    line-height: 100px;
    padding-left: 20px;
}
```

```
article{
    width:960px;
    height:300px;
    padding-left: 20px;
    background-color:#ffcc66;
    color:white;
    line-height: 300px;
}

footer{

    width:960px;
    height:100px;
    line-height: 100px;
    padding-left: 20px;
    background-color:#660033;
    color:white;
}
```

Hlavička

Navigácia

Článok

Patička

Příklad2

Jednostlpcovy layout
-responzívne rozdelenie

Index.html

c:\2.B\stefkova\jednostlpcovy2\index.html)

```
<!DOCTYPE html>
<html lang="sk">
<head>
  <meta charset="UTF-8">
  <title>Riadkový layout s rozložením fixným</title>
  <link rel="stylesheet" href="css/style.css"
type="text/css">
</head>
<body>
<header>Hlavička</header>
<nav>Navigácia</nav>
<article>Článok</article>
<footer>Patička</footer>
</body>
</html>
```

style.css

(c:\2.B\stefkova\jednostlpcovy2\css\style.css)

```
body{
  margin: 0px;
}
header{
  width:100%;
  background-color:#993333;
  line-height: 3;
  color:white;
  padding-left: 20px;
}
nav{
  width:100%;
  background-color:#cc3300;
  line-height: 3;
  color:white;
  padding-left: 20px;
}
```

style.css

(c:\2.B\stefkova\jednostlpcovy2\css\style.css)

```
article{
    width:100%;
    background-color:#ffcc66;
    line-height: 26;
    color:white;
    padding-left: 20px;
}

footer{
    width:100%;
    background-color:#660033;
    line-height: 3;
    color:white;
    padding-left: 20px;
}
```

Hlavička

Navigácia

Článok

Patička

Příklad3

Jednostlpcovy layout
-s kontajnerom

Riadkový layout – s vlastnosťami obalujúceho bloku main

Index.html c:\2.B\stefkova\jednostlpcovy3\index.html)

```
<!DOCTYPE html>
<html lang="sk">
<head>
  <meta charset="UTF-8">
  <title>Riadkový layout s rozložením fixným a kontajnerom</title>
  <link rel="stylesheet" href="css/style.css" type="text/css">
</head>
<body>
<main>
<header>Hlavička</header>
<nav>Navigácia</nav>
<article>Článok</article>
<footer>&copy; Ing.Drgo Pavel,26.január2016,17:33</footer>
</main>
</body>
</html>
```

c:\2.B\stefkova\jednostlpcovy3\css\style.css)

```
• /*css/style.css*/
• body{
•     margin:0px; /*umiestnenie polohy všetkých prvkov do ľavého horného rohu*/
• }
• main {
•     width:980px; /*width+padding-left*/
•     border:3px solid #74514b;
•     border-radius: 13px;
•     box-shadow: 0px 0px 25px 0px #6e4941;
•     margin-left: 10px;
•     margin-top: 10px;
•
• }
• header{
•     width:960px;
•     height:100px;
•     background-color:#993333;
•     color:white;
•     line-height: 100px;
•     padding-left: 20px;
• }
```

c:\2.B\stefkova\jednostlpcovy3\css\style.css)

```
nav{  
    width:960px;  
    height:100px;  
    background-color:#993;  
    color:white;  
    line-height: 100px;  
    padding-left: 20px;  
}
```


c:\2.B\stefkova\jednostlpcovy3\css\style.css)

```
• article{
•     width:960px;
•     height:300px;
•     padding-left: 20px;
•     background-color:#ffcc66;
•     color:white;
•     line-height: 300px;
•     }
• footer{
•
•     width:960px;
•     height:100px;
•     line-height: 100px;
•     padding-left: 20px;
•     background-color:#660033;
•     color:white;
• }
```

c:\2.B\stefkova\jednostlpcovy3\css\style.css)

Hlavička

Navigácia

Článok

© Ing.Drgo Pavel,26.januar2016,17:33

Příklad č.4

Dvojstlpcový layout

(c:\2.B\stefkova\dvojstlpcovy\index.html)

```
<!DOCTYPE html>
<html lang="sk">
<head>
  <meta charset="UTF-8">
  <title>Dvojstlpcový layout</title>
  <link rel="stylesheet" href="css/style.css" type="text/css">
</head>
<body>
<main>
<header>Hlavička</header>
<nav>Navigácia</nav>
<article>Článok</article>
<footer>&copy; Ing.Drgo Pavel,26.január2016,18:43</footer>
</main>
</body>
</html>
```

(c:\2.B\stefkova\dvojstlpcovy\css\style.css)

```
/*css/style.css*/
body{
    margin:0px; /*umiestnenie polohy všetkých prvkov do ľavého horného rohu*/
}
main {
    width:980px; /*width+padding-lef margin*/
    border:6px solid black;
    margin-left: 10px;
    margin-top: 10px;

}
header{
    width:960px;
    height:100px;
    background-color:#993333;
    color:white;
    line-height: 100px;
    padding-left: 20px;
}
```

(c:\2.B\stefkova\dvojstlpcovy\css\style.css)

```
nav{
    width:200px;
    height:350px;
    background-color:#993;
    color:white;
    line-height: 100px;
    padding-left: 20px;
    float: left;
}
article{
    width:960px;
    height:350px;
    padding-left: 20px;
    background-color:#ffcc66;
    color:white;
    line-height: 300px;
    text-align: center;
}
```

(c:\2.B\stefkova\dvojstlpcovy\css\style.css)

```
footer {  
    width: 960px;  
    height: 100px;  
    line-height: 100px;  
    padding-left: 20px;  
    background-color: #660033;  
    color: white;  
}
```

Hlavička

Navigácia

Článok

© Ing. Drgo Pavel, 26. január 2016, 18:43

Příklad č.5

TROJSTÍPCOVÝ layout

(c:\2.B\stefkova\trojstlpcovy\index.html)

- `<!DOCTYPE html>`
- `<html lang="sk">`
- `<head>`
- `<meta charset="UTF-8">`
- `<title>Trojstlpcovy layout</title>`
- `<link rel="stylesheet" href="css/style.css" type="text/css">`
- `</head>`
- `<body>`
- `<main>`
- `<header>Hlavička</header>`
- `<nav>Navigácia</nav>`
- `<article>Článok</article>`
- `<footer>© Ing.Drgo Pavel,26.január2016,18:43</footer>`
- `</main>`
- `</body>`
- `</html>`

(c:\2.B\stefkova\trojstlpcovy\css\style.css)

style.css

body{

margin:0px; */*umiestnenie polohy všetkých
prvkov do ľavého horného rohu*/*

}

main {

width:980px; */*width+padding-left*/*

border:6px solid black;

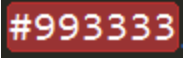
margin-left: 10px;

margin-top: 10px;

}

(c:\2.B\stefkova\trojstlpcovy\css\style.css)

style.css

```
header{  
  width:960px;  
  height:100px;  
  background-color:#993333; #993333  
  color:white;  
  line-height: 100px;  
  padding-left: 20px;  
  border-bottom: 2px dashed white;  
}
```

(c:\2.B\stefkova\trojstlpcovy\css\style.css)

style.css

```
nav{  
    width:200px;  
    height:350px;  
    background-color:#993; #993333  
    color:white;  
    line-height: 100px;  
    padding-left: 20px;  
    float: left;  
    border-right: 2px dashed white;  
}
```

(c:\2.B\stefkova\trojstlpcovy\css\style.css)

style.css

```
article{
  width:550px;
  height:350px;
  padding-left: 20px;
  background-color:#ffcc66; #ffcc66
  color:white;
  line-height: 300px;
  text-align: center;
  float :left;
  border-right: 2px dashed white;
}
```

(c:\2.B\stefkova\trojstlpcovy\css\style.css)

style.css

```
aside{  
  width:186px;  
  height: 350px;  
  background-color:#ff6;  
  float: right;  
  line-height: 300px;  
  text-align: center;  
  color: white;  
}
```

#ff6

(c:\2.B\stefkova\trojstlpcovy\css\style.css)

style.css

```
footer{
```

```
width:960px;
```

```
height:100px;
```

```
line-height: 100px;
```

```
padding-left: 20px;
```

```
background-color:#660033; #660033
```

```
color:white;
```

```
clear: both;
```

```
border-top: 2px dashed white;
```

```
}
```

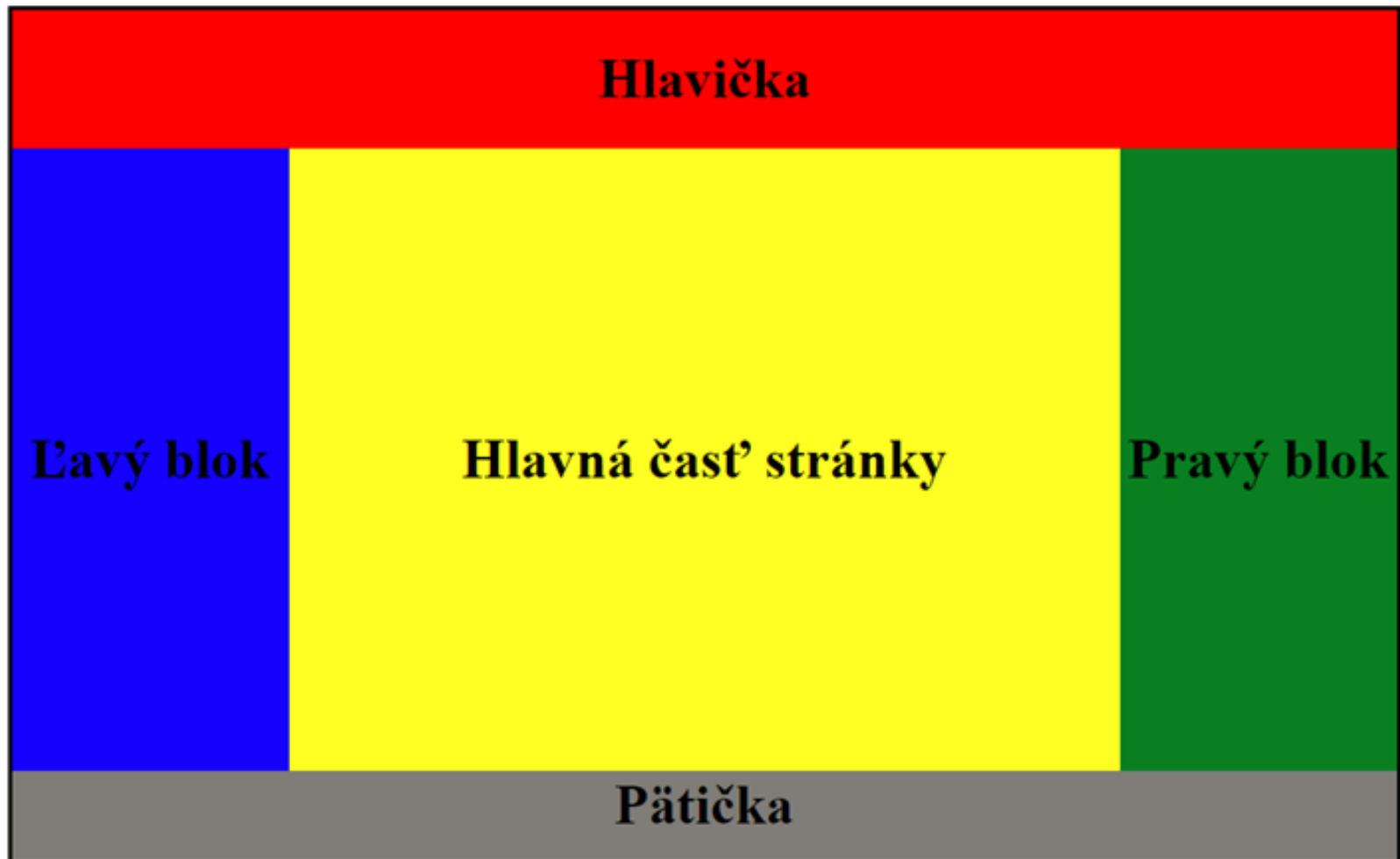

Hlavička

Navigácia

Článok

Bočný stĺpec

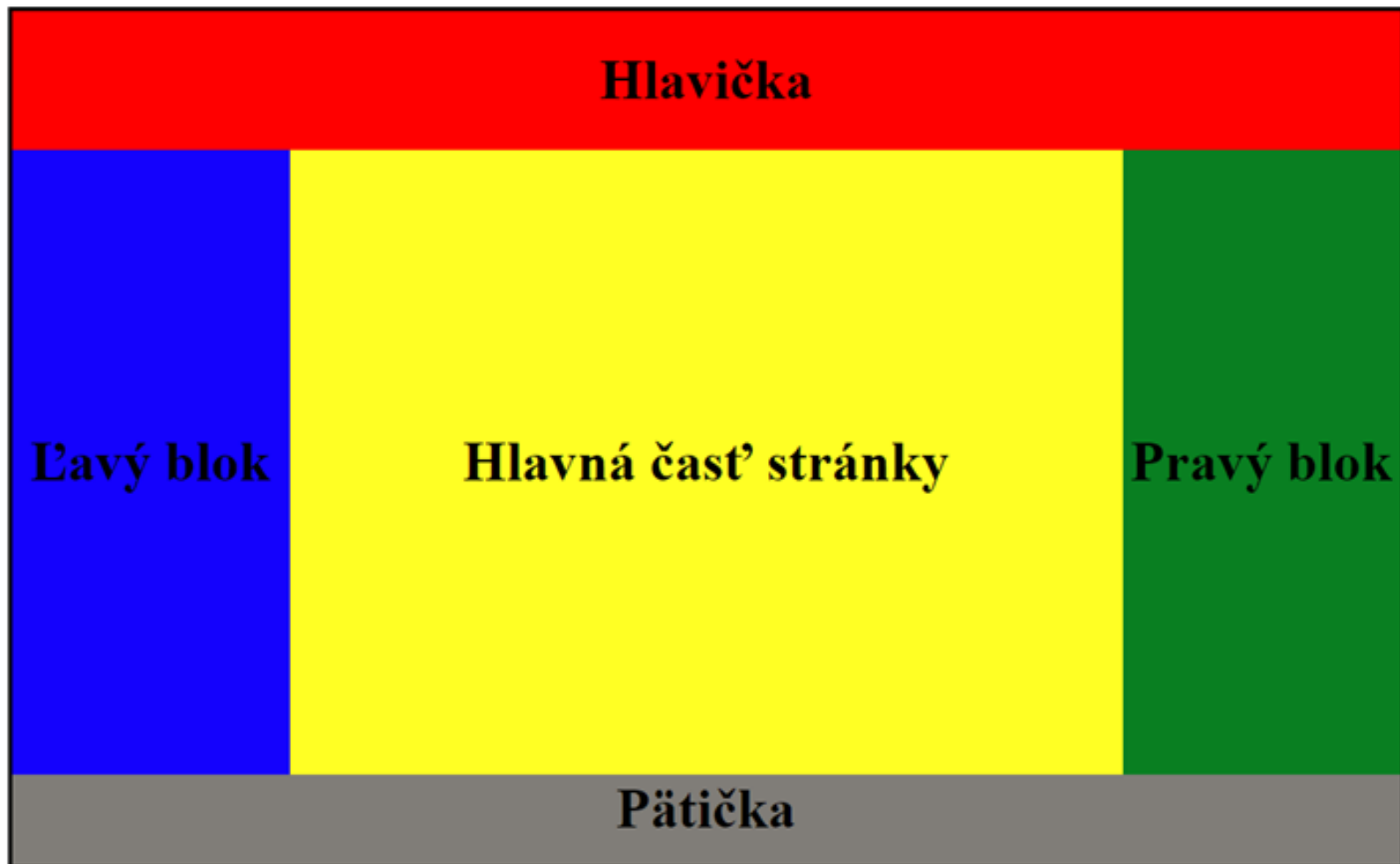
Ako rozmiestniť layout moje riešenie ver2



```
1 <!DOCTYPE html>
2 <html>
3 <head>
4 <meta charset="utf-8">
5 <title>Ukladanie blokov pre layout</title>
6 <link rel="stylesheet" type="text/css" href="css/style82.css">
7 <link href='images/logo.png' rel='shortcut icon' type='image/png'>
8 </head>
9 <body>
10 <div id="zaobalovac">
11 <div id="hlavicka">
12 Hlavička
13 </div>
14 <div id="lavyBlok" class="obtekanie">
15     Ľavý blok
16 </div>
17 <div id="hlavnaCastStranky" class="obtekanie">
18     Hlavná časť stránky
19 </div>
20 <div id="pravyBlok" class="obtekanie">
21     Pravý blok
22 </div>
23 <div id="footer" class="zrusObtekanie">
24     Pätička
25 </div>
26 </div>
27 <p style='text-align: center;'>&copy;Ing.Drgo Pavel,14.február 2018,streda 13:50</p>
28 </body>
29 </html>
```

```
style82.css x
1 /*Súbor css style82.css*/
2 #hlavicka{
3     background-color: red;
4     height: 100px;
5     width: 1000px;
6     line-height: 100px; /*To nám vycentruje text vertikálne*/
7     font-size: 40px;
8     font-weight: bold;
9     text-align: center;
10 }
11 #lavyBlok{
12     background-color: blue;
13     height: 450px;
14     width: 200px;
15     line-height: 450px;
16     text-align: center;
17     font-size: 40px;
18     font-weight: bold;
19 }
20 #hlavnaCastStranky{
21     background-color: yellow;
22     height: 450px;
23     width: 600px;
24     line-height: 450px;
25     text-align: center;
26     font-size: 40px;
27     font-weight: bold;
28 }
29 #pravyBlok{
30     background-color: green;
31     height: 450px;
32     width: 200px;
33     line-height: 450px;
34     text-align: center;
```

```
style82.css
28 }
29 #pravyBlok{
30     background-color: green;
31     height: 450px;
32     width: 200px;
33     line-height: 450px;
34     text-align: center;
35     font-size: 40px;
36     font-weight: bold;
37
38 }
39 #footer{
40     background-color: gray;
41     height: 65px;
42     width: 1000px;
43     line-height: 50px;
44     text-align: center;
45     font-size: 40px;
46     font-weight: bold;
47 }
48 .obtekanie{
49     float: left;
50 }
51 .zrusObtekanie{
52     clear: both;
53 }
54 #zaobalovac{
55     width: 1000px;
56     margin: 0 auto; /* 0 je okraj zhora a zdola */
57     border: 3px solid black;
58     /* auto je lavý a pravý okraj
59
60 }
61
```



©Ing.Drzo Pavel.14.február 2018.streda 13:50

[ONLINE](#)